FIGURED DIMENSIONS ONLY TO BE USED

STEEL CONNECTIONS NOTES
• STEEL GRADE S355 • ELECTRODE CLASS E35 • 6mm FILLET WELDS • BOLTS M16, GRADE 8.8 • 10mm STEEL PLATES
ALL STEEL CONNECTIONS AS PER ABOVE SPECIFICATION U.N.O

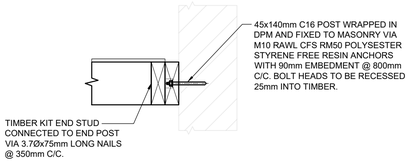

TYPICAL SLIP JOINT KIT DETAIL

DENOTED THUS ON PLAN - (SJ)

SCALE 1:10

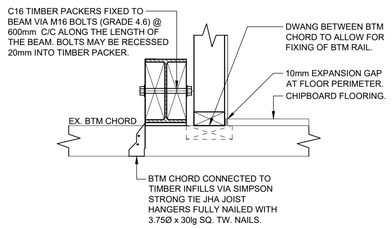

SECTION D - B1 TO TRUSS CONNECTION

D 101

SCALE 1:10

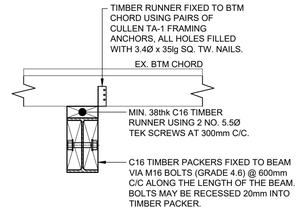

SECTION E - B2 TO TRUSS CONNECTION

E 101

SCALE 1:10

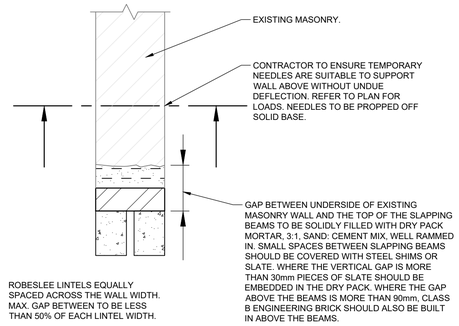

TYPICAL SLAPPING DETAIL

SCALE 1:10

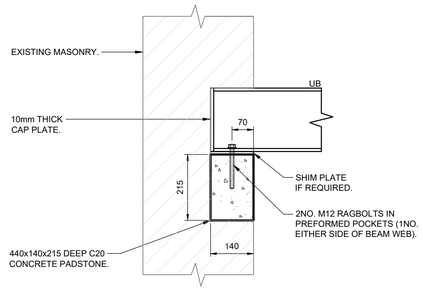

DETAIL 1 - STEEL BEAM TO PADSTONE DETAIL

D1 101

SCALE 1:10

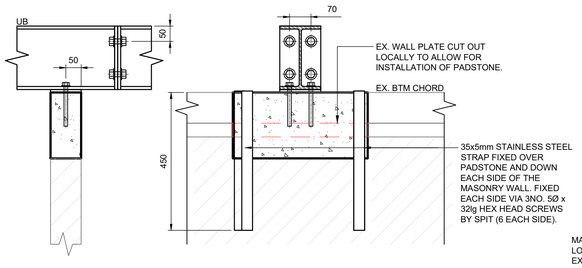

DETAIL 2 - STEEL BEAM TO PADSTONE DETAIL

D2 101

SCALE 1:10

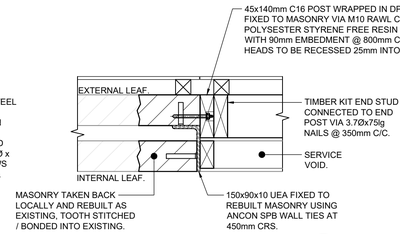

DETAIL 3 - WP TIE IN DETAIL

D3 101

SCALE 1:10

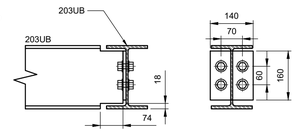

DETAIL 4 - 203UB TO 203UB CONNECTION

D4 101

SCALE 1:10

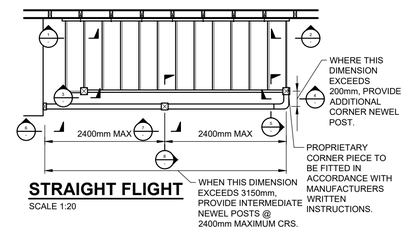

STRAIGHT FLIGHT

SCALE 1:20

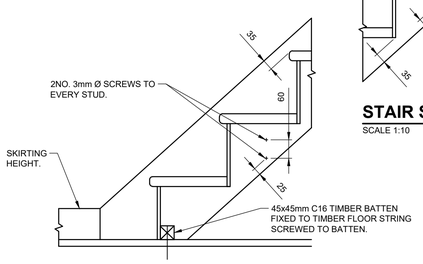

STAIR SECTION 1

1 -

SCALE 1:10

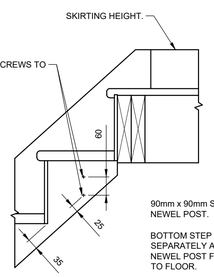

STAIR SECTION 2

2 -

SCALE 1:10

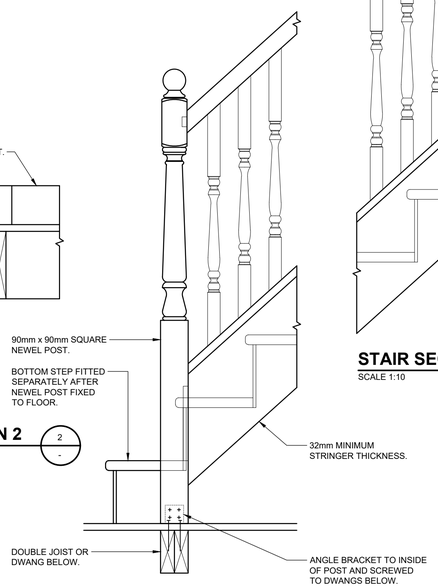

STAIR SECTION 3

3 -

SCALE 1:10

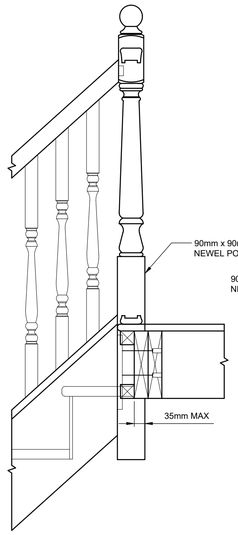

STAIR SECTION 4

4 -

SCALE 1:10

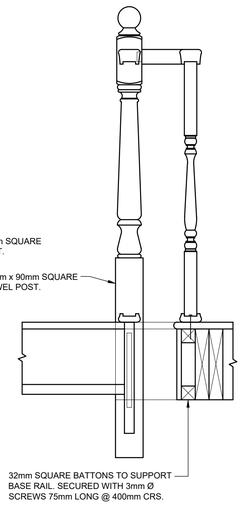

STAIR SECTION 5

5 -

SCALE 1:10

POST BASE NOTCHED (MAX 35mm ONTO STAIRWELL TRIMMER AND FIXED WITH 4NO. 100mm TIMBERLOCK FASTENERS. NEWEL BASES TO BE COUNTERSUNK AND PLUGGED ON SITE. TIMBERLOCK FASTNERS TO HAVE A MINIMUM OF 45mm POINTSIDE PENETRATION TO BRIDLE/TRIMMER JOISTS.

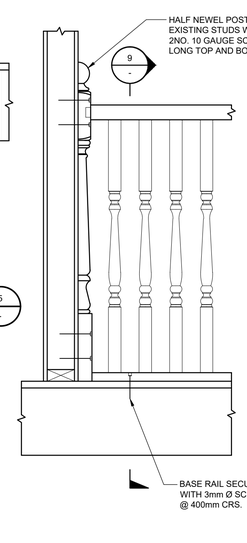

STAIR SECTION 6

6 -

SCALE 1:10

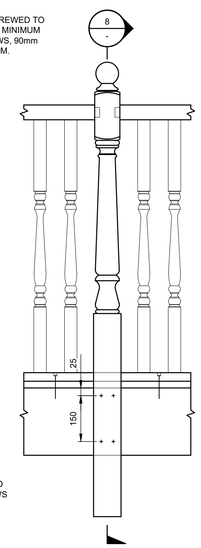

STAIR SECTION 7

7 -

SCALE 1:10

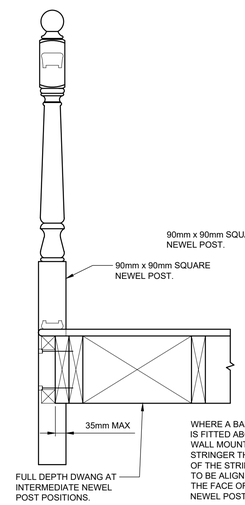

STAIR SECTION 8

8 -

SCALE 1:10

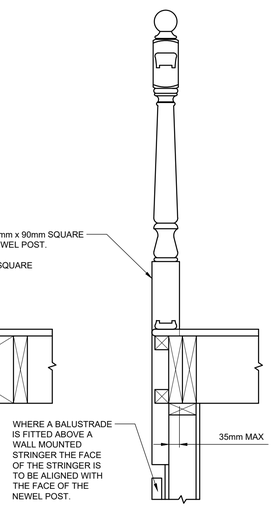

STAIR SECTION 9

9 -

SCALE 1:10

Issue	Revision	Initial	Date
A	BUILDING WARRANT	KCU/RAM	27/06/2025

Cameron Ross
CIVIL + STRUCTURAL ENGINEERING
Forbes House | 15 Victoria Street | Aberdeen | AB10 1XB
cameronross.co.uk
Aberdeen 01224 642 400 | Edinburgh 0131 374 7960 | Inverness 01463 570 100

Client:
HERITAGE RESIDENTS LTD.

Project:
EXTENSION & ALTERATIONS AT 107 CAROLINE TERRACE, CORSTORPHINE, EH12 8QU

Drawing Title:
SUPERSTRUCTURE DETAILS

Status:
BUILDING WARRANT

Scale:	1:10 @ A1	Date:	16/06/2025
By: KCU	Checked: RAM	Approved:	BAC

Dwg. No.	Rev.
241238-000-CAM-DR-S-301	A